


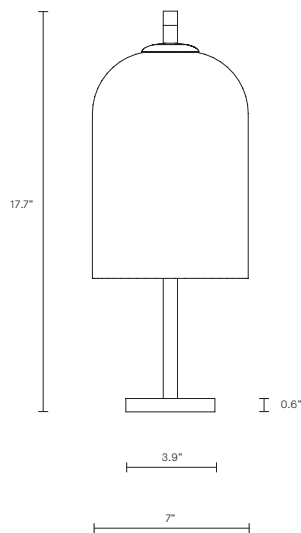
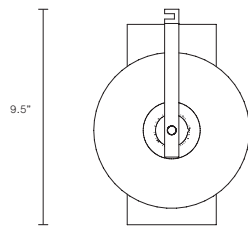


# LUMI COLLECTION

## TABLE LAMP

# UL SPECIFICATION SHEET

NORTH AMERICA



LU\_TL\_S\_L\_19V3

### ABOUT LUMI

Lumi is timeless in its refined elegance and simplicity of form, its distinctive design characterized by one mouthblown glass vessel cocooned in the other. Together, the vessels express feminine fluidity of form while celebrating the subtle striations found in organic mouthblown glass.

The Lumi shades are removable for easy cleaning.

Lumi is available in wall sconce, table lamp, floor lamp and pendant.

### LEAD TIME

8 - 10 weeks

### LIGHT SOURCE

110V E12 6W LED  
2700K warm white  
600 lumens  
Dimmable  
Globe included

### WEIGHT

13.3 lb

### CERTIFICATION

US/ETL/CA

### WARRANTY

3 years

### FITTING FINISHES

Articolo Black  
Matte White (shown)  
Brass

### EXTERIOR SHADE COLOUR

Clear (shown)  
Smoke  
Grey  
Drunken Emerald

### INTERIOR SHADE COLOUR

Frosted White (shown)  
Frosted Smoke  
Smoke  
Grey  
Drunken Emerald

### FLEX CORD COLOURS

Black  
White  
Ivory (shown)