

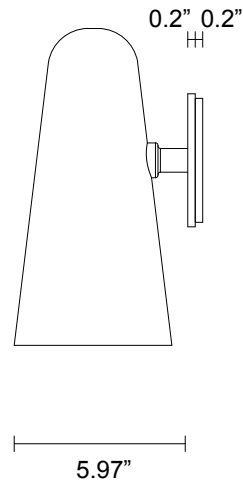
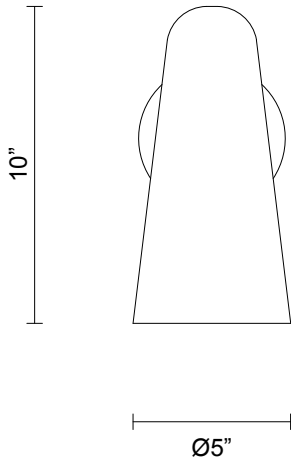
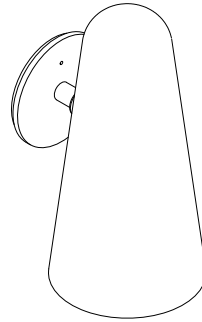
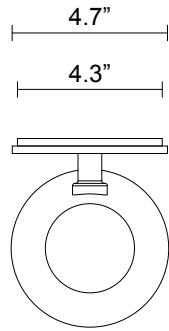


# DOMI COLLECTION

WALL SCONCE

SPECIFICATION SHEET

NORTH AMERICA



DO\_WS\_UL\_21V1

## ABOUT DOMI

The Domi Collection exemplifies exquisite grace through its weightless suspension. Domi is reflective of a contemporary elongated bell and complements any space with refined elegance.

## LEAD TIME

8 - 10 weeks

## LIGHT SOURCE

350mA 1W LED Board  
3000K warm white  
130 lumens

## INSTALLATION

Supplied with external driver  
and mounting plate to fit  
4.0/3.5 Jbox

## WEIGHT

4.4 lb

## CERTIFICATION

US/ETL/CA

## WARRANTY

3 years

## FITTING FINISHES

Brass  
Mid Bronze  
Satin Nickel  
Black Electroplate  
White Powder Coat  
Graphite Powder Coat

## SHADE COMBINATIONS

Clear  
Grey  
White Frost  
Smoke  
Drunken Emerald