

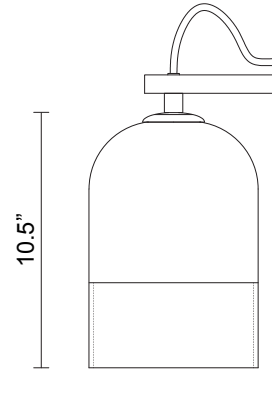
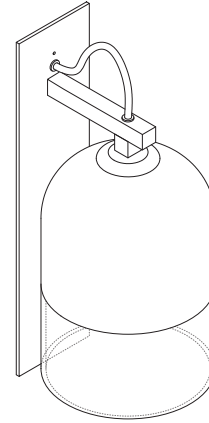

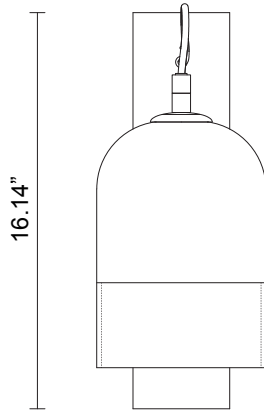
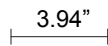
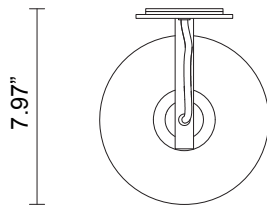


# INDI COLLECTION

## LARGE WALL SCONCE

# SPECIFICATION SHEET

NORTH AMERICA



IN\_WS\_UL\_21V1

### ABOUT INDI

Artisans hands move gracefully; weaving lineal lines with considered precision to create the intrinsic Indi Collection. The textured weaving gives a tactile physicality achieved through careful craftsmanship. Indi is a celebration of historic handicrafts meeting contemporary design and modernisation.

### LEAD TIME

8 - 10 weeks

### LIGHT SOURCE

120V E12 4W LED  
2700k warm white  
350 lumens  
Dimmable  
Lamp included

### INSTALLATION

Supplied with mounting plate  
to fit 4.0/3.5 Jbox

### WEIGHT

10 lb

### CERTIFICATION

US/ETL/CA

### WARRANTY

3 years

### FITTING FINISHES

Black Electroplate  
White Powder Coat  
White Powder Coat with Brass  
Arm  
Graphite Powder Coat

### SHADE COLOURS

Clear  
Smoke

### WEAVE COLOURS

Black  
Natural  
Black and Natural  
Sand

### FLEX CORD COLOURS

Black  
White  
Ivory