

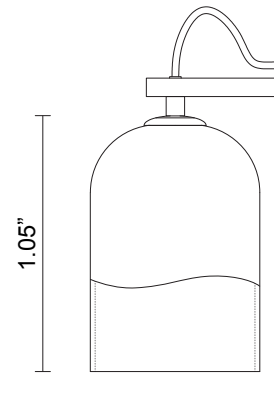

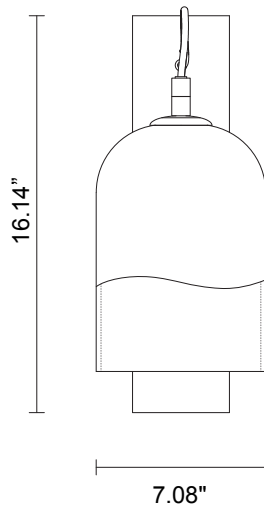
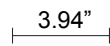
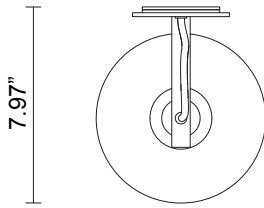


MONI COLLECTION

WALL SCONCE

SPECIFICATION SHEET

NORTH AMERICA



MO_WS_UL_21V1

ABOUT MONI

Moni is an innovative and dynamic collection, its monochromatic palette softened by a gentle, fluid form that is perfectly complemented in proportion and balance. The white glass dipped detail providing artisanal brilliance.

LEAD TIME

8 - 10 weeks

LIGHT SOURCE

120V E12 4W LED
2700k warm white
350 lumens
Dimmable
Lamp included

INSTALLATION

Supplied with mounting plate
to fit 4.0/3.5 Jbox

WEIGHT

11 lb

CERTIFICATION

US/ETL/CA

WARRANTY

3 years

FITTING FINISHES

Black Electroplate
White Powder Coat
White Powder Coat with Brass
Arm
Graphite Powder Coat

SHADE COLOURS

Clear and White

FLEX CORD COLOURS

Black
White
Ivory