

STAFF COLLECTION

WALL SCONCE

SPECIFICATION SHEET

NORTH AMERICA





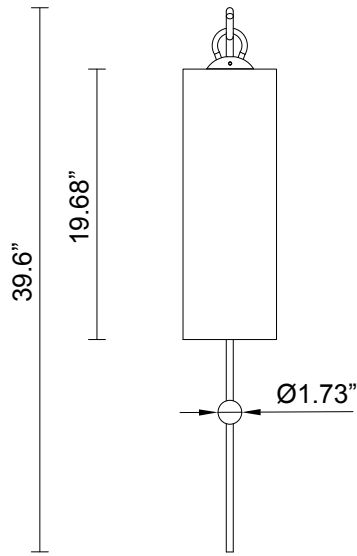
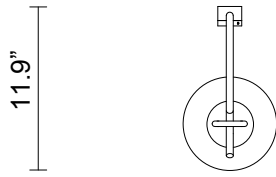
ARTICOLO

# STAFF COLLECTION

## WALL SCONCE

# SPECIFICATION SHEET

NORTH AMERICA



SF\_WS\_UL\_21V1

### ABOUT STAFF

Elegantly playful yet dramatic, the Staff wall sconce features a solid brass staff, elongated proportions and a fluid hook detail. Long cylindrical porcelain shades feature inlay banding that, when lit, becoming translucent and provide a gorgeous banded glowing light.

### LEAD TIME

8 - 10 weeks

### LIGHT SOURCE

120V E12 4W LED  
2700k warm white  
350 lumens  
Dimmable  
Lamp included

### INSTALLATION

Supplied with mounting plate  
to fit 4.0/3.5 Jbox

### WEIGHT

9 lb

### CERTIFICATION

US/ETL/CA

### WARRANTY

3 years

### FITTING FINISHES

Brass  
Mid Bronze  
Satin Nickel  
Black Electroplate

### SHADE COLOURS

Natural Banded  
Charcoal

### FLEX CORD COLOURS

Black  
White  
Natural Linen  
Light Grey Linen