

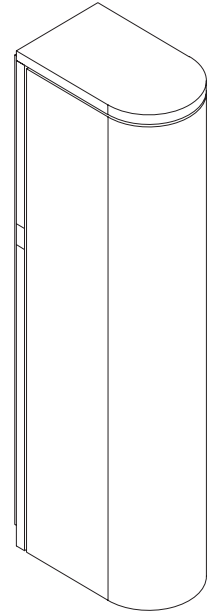

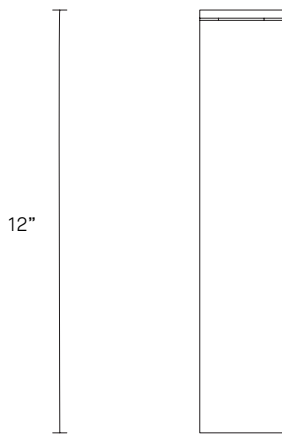
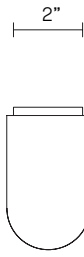


# SLIM COLLECTION

## WALL SCONCE

# SPECIFICATION SHEET

NORTH AMERICA



SL\_WS\_UL\_20V1

### ABOUT SLIM

Inspired by the sophisticated high life depicted in Slim Aaron's famed Palm Springs photography, 'Slim' reinterprets mid-century Californian modernism in architectural form and refined simplicity.

The arresting restraint of the Slim evokes effortless glamour. Its light source is housed within an elongated arch of mouth blown glass and framed in hand finished metalwork by local artisan's. When paired back to back, the arches of Slim transform into a 'Double Pendant', inlaid with brass and mid bronze, and crowned with a striking double suspension.

### LEAD TIME

8 - 10 weeks

### LIGHT SOURCE

12VDC 350mA CC LED board  
2700k warm white  
430 lumens  
Globe included

### INSTALLATION

Supplied with external driver

### WEIGHT

5 lb

### CERTIFICATION

US/ETL/CA

### WARRANTY

3 years

### FITTING FINISHES

Brass  
Mid Bronze (shown)  
Satin Nickel

### SHADE COLOURS

White Frost  
White Gloss  
Grey (shown)