


SLIM COLLECTION

WALL SCONCE

SPECIFICATION SHEET

NORTH AMERICA



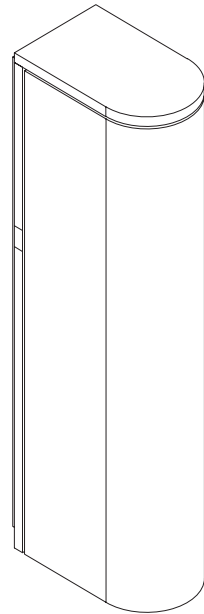


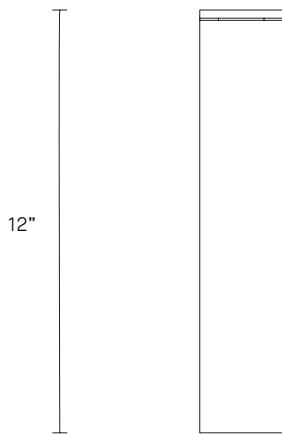
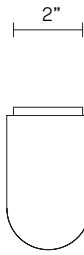
ARTICOLO

SLIM COLLECTION

WALL SCONCE

SPECIFICATION SHEET

NORTH AMERICA



SL_WS_UL_20V1

ABOUT SLIM

Inspired by the sophisticated high life depicted in Slim Aaron's famed Palm Springs photography, 'Slim' reinterprets mid-century Californian modernism in architectural form and refined simplicity.

The arresting restraint of the Slim evokes effortless glamour. Its light source is housed within an elongated arch of mouth blown glass and framed in hand finished metalwork by local artisan's. When paired back to back, the arches of Slim transform into a 'Double Pendant', inlaid with brass and mid bronze, and crowned with a striking double suspension.

LEAD TIME

8 - 10 weeks

LIGHT SOURCE

12VDC 350mA CC LED board
2700k warm white
430 lumens
Globe included

INSTALLATION

Supplied with external driver

WEIGHT

5 lb

CERTIFICATION

US/ETL/CA

WARRANTY

3 years

FITTING FINISHES

Brass
Mid Bronze
Satin Nickel (shown)

SHADE COLOURS

White Frost
White Gloss (shown)
Grey