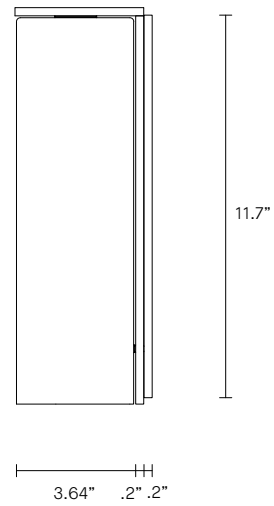
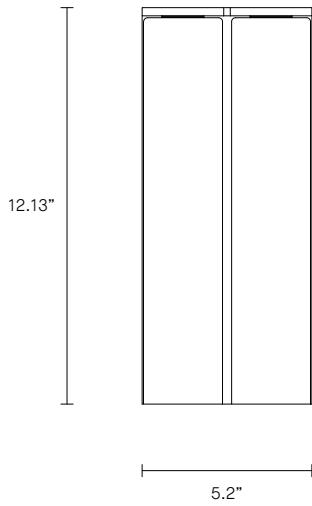

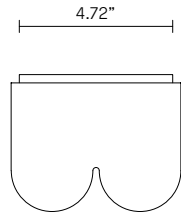


SLIM COLLECTION
SIDE X SIDE WALL SCNCE

SPECIFICATION SHEET
NORTH AMERICA



SL_SXSWS_UL_20V1

ABOUT SLIM

Inspired by the sophisticated high life depicted in Slim Aaron's famed Palm Springs photography, 'Slim' reinterprets mid-century Californian modernism in architectural form and refined simplicity.

The arresting restraint of the Slim evokes effortless glamour. Its light source is housed within an elongated arch of mouth blown glass and framed in hand finished metalwork by local artisan's. When paired back to back, the arches of Slim transform into a 'Double Pendant', inlaid with brass and mid bronze, and crowned with a striking double suspension.

LEAD TIME

8 - 10 weeks

LIGHT SOURCE

2 x 12VDC 500mA CC LED board
2700k warm white
860 total lumen output
Globes included

INSTALLATION

Supplied with external driver

WEIGHT

14.3 lb

CERTIFICATION

US/ETL/CA

WARRANTY

3 years

FITTING FINISHES

Brass (shown)
Mid Bronze
Satin Nickel

SHADE COLOURS

White Frost (shown)
White Gloss
Grey