



ARTICOLO



MATERIAL & CARE GUIDE 2021





STONE DETAIL

FINISHES


Each Articolo piece is the result of many skilled hands working in tandem. From the famed glassblowers of Murano to Australian metalworkers and Italian jewellers, our lights are only possible with the work of artisans and from around the globe.

All lighting finish options are able to be viewed online at articololighting.com.


SHADES - GLASS




CLEAR WHITE FROST WHITE GLOSS CLEAR & WHITE



SNOW GREY GREY FROST 2/3 GREY FROST



GREY & CLEAR SMOKE SMOKE FROST 2/3 SMOKE FROST




SMOKE & CLEAR OVOLO WHITE & CLEAR OVOLO BLACK & CLEAR DRUNKEN EMERALD



AUBERGINE STORM TEA FROSTED TEA


SHADES - GLASS (CONT)



SEA BLUE FROSTED SEA BLUE SEA GREEN FROSTED SEA GREEN



GREY SLAB TEA SLAB DRUNKEN EMERALD SLAB ABYSS SLAB




FIZI SLAB FIZI BALL SCANDI CLEAR SCANDI SMOKE



CLEAR FLUTED WHITE SPOTI BLACK SPOTI

SHADES - PORCELAIN



BANDED STRIPED BANDED BLACK & WHITE


MESH DETAIL



LEATHER DETAIL



FITTINGS



BRASS



MID BRONZE



SATIN NICKEL



BLACK ELECTROPLATE



GRAPHITE POWDERCOAT



WHITE POWDERCOAT

INDI WEAVES



BLACK



WHITE




NATURAL



SAND



OLIVE




TEAL

NOTE:
ALL COLOURS
AVAILABLE
INDIVIDUALLY, OR
IN A 2/3 SPLIT
COMBINATION.
SEE SAND, OLIVE
& TEAL FOR SPLIT
REFERENCE.


MESH INLAYS



BRASS MESH INLAY



SILVER MESH INLAY




ROSE GOLD MESH INLAY

LEATHER INLAYS



LATTE



NAVY



BLACK

FLEX CORDS



BLACK



WHITE



NATURAL LINEN



MID GREY LINEN



BLACK & WHITE

STONE



MARBLE



TRAVERTINE

CARE & MAINTENANCE

LIVING FINISHES

MID BRONZE LIVING FINISH M-MB
DARK BRONZE LIVING FINISH M-DB
FINISHED BRASS UNLAQUERED M-LBUN

UNLACQUERED POLISHED OR SATIN BRASS ONLY

Brass will naturally tarnish or age quickly after little exposure to its environment, creating a beautiful brown or grey-green colour. Brass polishing compound (Braso) applied with a soft cloth will remove the patina and restore the brass to its original shine.

LIVING FINISHES – BRASS, MID & DARK BRONZE

An occasional application of a pure, non-abrasive wax (Johnson paste wax) is helpful in preventing spotting build-up, and light buffing with a soft cloth will produce a high lustre.

Do not allow materials such as toothpaste, nail polish remover or caustic cleaners to remain on the surface.

Over time, with constant cleaning, the surface of your product may begin to show wear. The wear will take the form of faint lines in the highly polished surface. For best results, it is recommended to follow the proper cleaning routine every 6 months depending on the frequency of use.

PLATED FINISHES

BRASS ELECTROPHORETIC
CLEAR COAT M-BECC
ELECTROPLATE BLACK M-EB
SATIN NICKEL M-SN
POLISHED NICKEL M-PN

Please use a damp cloth with diluted, mild detergent to remove any marks or fingerprints

Residue build-up may cause discolouration of the original finish. To avoid such damage, please wipe products with a damp cloth, and dry thoroughly. It is recommended that this be done regularly, and incorporated into a general cleaning routine.

Do not use harsh solvents, abrasive cleaners or scourers on any Plated Articolo products. This may affect the thickness of the plating.

POWDER COATED FINISHES

GRAPHITE M-GPC
MATTE WHITE M-MW

Powder-coated colour finishes may chip with rough handling and therefore caution should be taken during installation, use and maintenance.

Please use a damp cloth with diluted, mild detergent to remove any marks or fingerprints

Residue build-up may cause discolouration of the original finish. To avoid such damage, please wipe products with a damp cloth, and dry thoroughly.

It is recommended that this be done regularly, and incorporated into a general cleaning routine.

Do not use harsh solvents, abrasive cleaners or scourers on any Powder Coated Articolo products as this may affect the thickness of the coating over time.

We recommend a light clean with use of an automotive polish to remove scratches by working in small sections gently.

OTHER FINISHES

GLASS

For clear glass and coloured glass, wipe gently with a soft, clean cloth moistened with warm water; 'Isocol' rubbing alcohol may alternatively be used.

For frosted or etched glass, dust gently with a duster or soft rag. Do not scrub frosted glass. Removable shades can be washed carefully in warm to hot water in the sink with minimal cleaning solution.

Ensure lights are turned off prior to cleaning or maintenance.

PORCELAIN

For porcelain shades, use a soft rag with diluted clear or white cleaning solution, or dust gently with a duster or soft rag.

LEATHER

Dust gently with a soft rag or duster.
Do not use commercial cleaning agents.

PAPER

For paper shades, dust gently with a duster or soft cloth. Take care not to place pressure on the paper shade

SUPPORT

Articolo celebrates the art of light through a commitment to artisanal craft and quality workmanship. Following these care and maintenance guidelines will ensure your piece maintains its appearance for many years to come.

If you have any questions regarding care and maintenance, please contact us and we will happily assist you:

+61 (3) 8595 8011
info@articololighting.com



MELBOURNE
STUDIO & SHOWROOM (BY APPOINTMENT)
18 WILLIS STREET
RICHMOND VICTORIA 3121

+61 (3) 8595 8011
INFO@ARTICOLIGHTING.COM

NEW YORK
SHOWROOM (BY APPOINTMENT)
1133 BROADWAY SUITE 1226
NEW YORK NY 10010

+1 (646) 971 0065
NORTHAMERICA@ARTICOLIGHTING.COM

ARTICOLIGHTING.COM